

Scaled data based on original data using  
LM-79-08 Approved Method: Electrical and Photometric Measurements of Solid-  
State Lighting Products

Test Report Prepared for  
Cooper Lighting Solutions  
(formerly Eaton)

Brand: McGRAW-EDISON

Report Number: P228318

Luminaire Tested: **ISS-AF-600-LED-E1-SL4-7050-ULG**

Issue Date: 3/3/2020

**Test Information**

Test Method: LM-79-08  
Report Number: P228318  
TEST IS SCALED FROM IESNA LM-79-08 TEST DATA (P29763)-DOWNLIGHT AND  
Test Lab: INNOVATION CENTER-P2  
Issue Date: 3/3/2020  
Manufacturer: COOPER LIGHTING SOLUTIONS (FORMERLY EATON)  
Product Line: MCGRAW-EDISON  
Catalog Number: ISS-AF-600-LED-E1-SL4-7050-ULG  
Description: IMPACT ELITE LED QUATER SPHERE LUMINAIRE WITH UPLIGHT  
LIGHT SQUARE WITH ACCULED OPTICS-TYPE IV W/SPILL CONTROL, WITH UPLIGHT  
GLOW  
Light Source: (16) 5000K CCT, 70 CRI LEDs and (1) UPLIGHT LED  
Ballast/Driver: ELECTRONIC DRIVER

**Summary**

Lumens per Lamp: N/A  
Luminaire Lumens: 4882.2 lumens  
Efficiency: N/A  
Efficacy: 96.9 lumens/watt  
Luminous Opening: Rectangular w/ Sides (W: 0.5' x L: 0.5' x H: 0.54')  
IES Classification: Type IV - Short - Non-Cutoff  
BUG Rating: B1 - U5 - G1  
  
Input Watts (W): 50.4  
Input Voltage (V): 120  
Input Current (Ain): NR  
Voltage Rise (V): NR  
Power Factor: NR  
Total Harmonic Distortion (THDi): NR  
Frequency (hertz): 60  
Stabilization Time: NR  
Operation Time: NR  
Ambient Temperature (°C): NR  
Test Distance: 25 FT

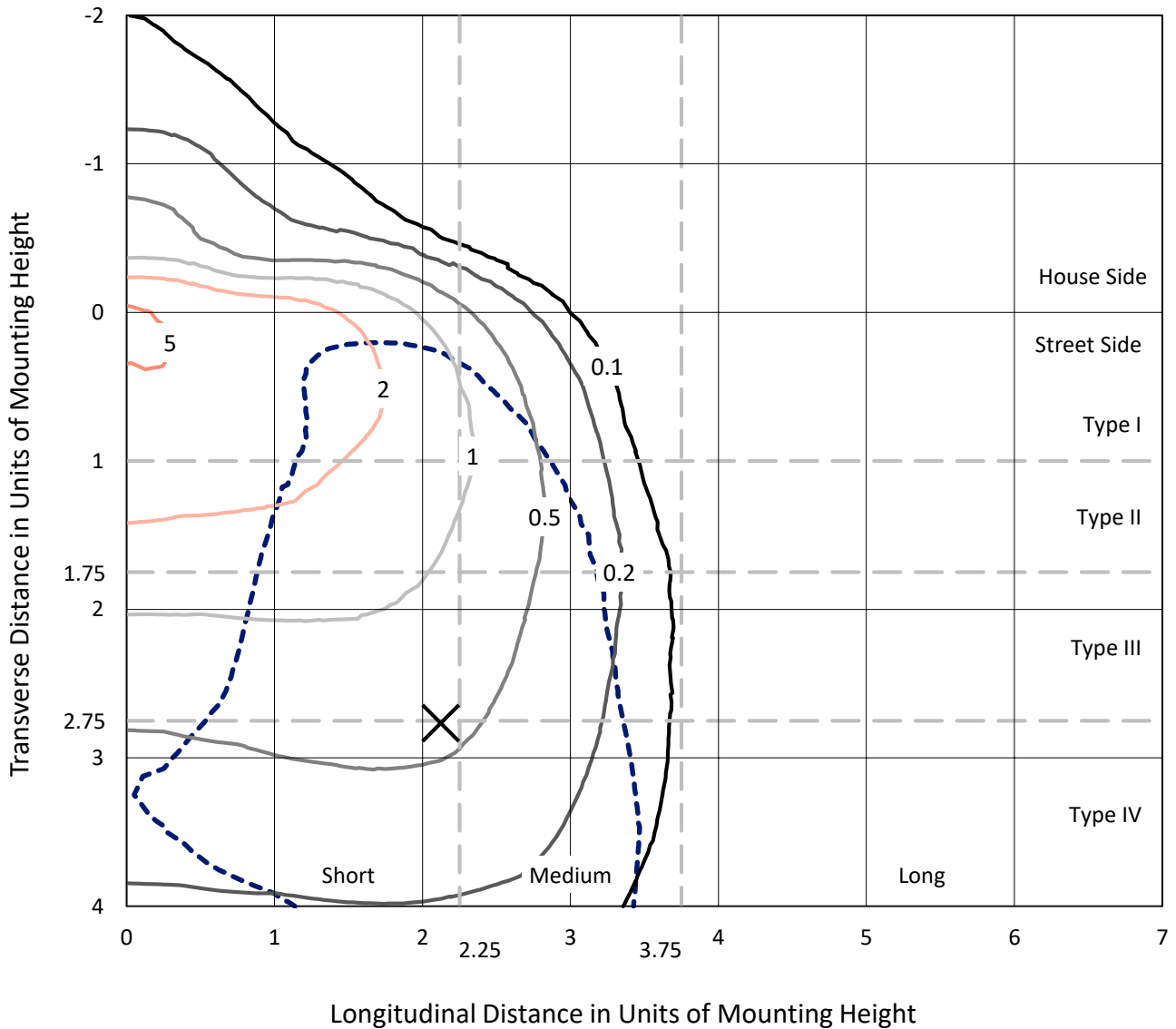


REPORT NUMBER: P228318

CATALOG NUMBER: ISS-AF-600-LED-E1-SL4-7050-ULG

### Iso-Footcandle Lines of Horizontal Illumination

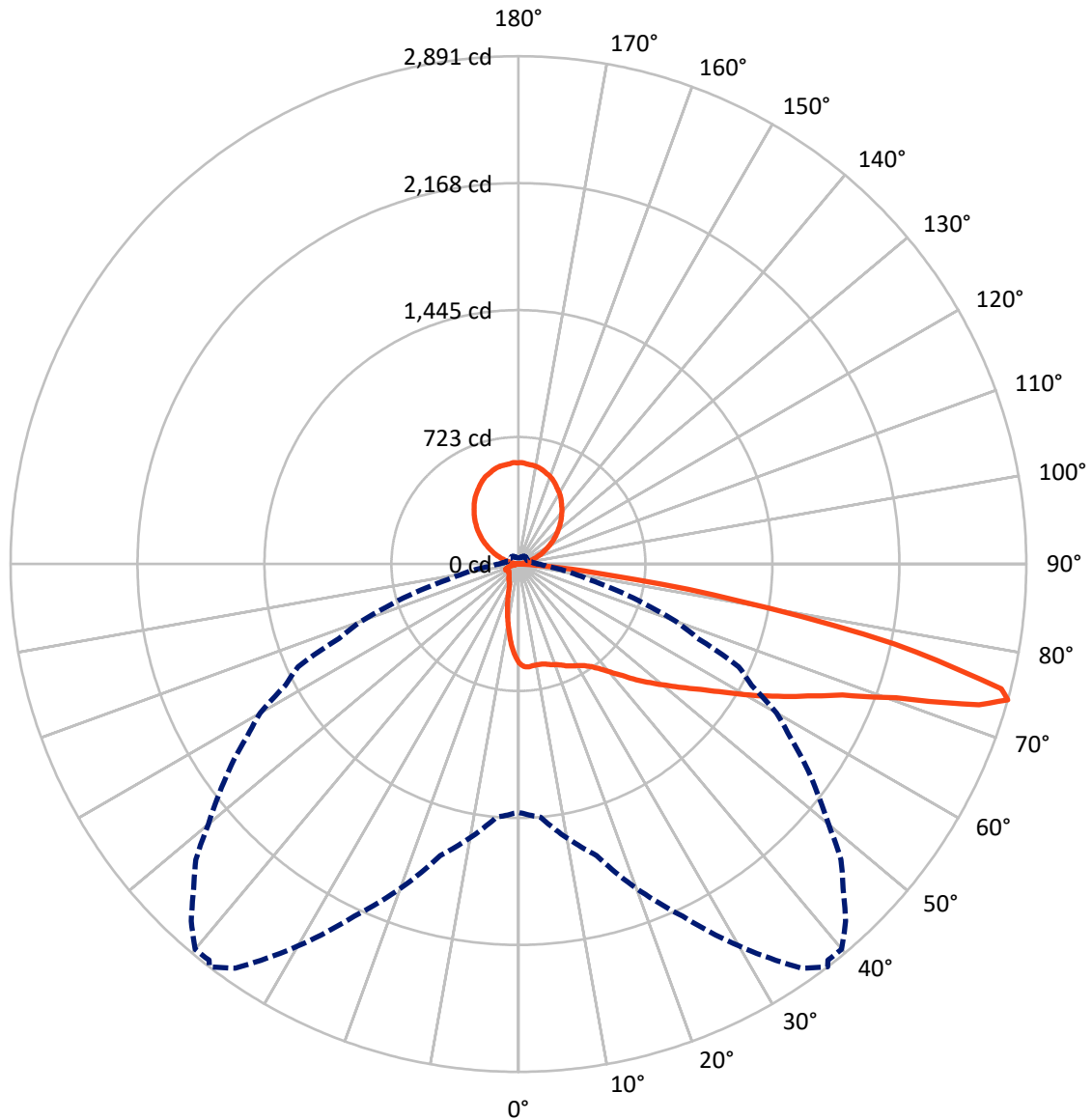
× Max cd  
 - - - 1/2 Max cd



Based on 10 foot mounting height. Maximum calculated value = 5.9 fc  
 Type IV - Short - Non-Cutoff

REPORT NUMBER: P228318  
CATALOG NUMBER: ISS-AF-600-LED-E1-SL4-7050-ULG

### Luminous Intensity Polar Plot



— Vertical Plane Through 37.5-Deg Lateral    - - - Horizontal Cone Through 74-Deg Vertical

REPORT NUMBER: P228318

CATALOG NUMBER: ISS-AF-600-LED-E1-SL4-7050-ULG

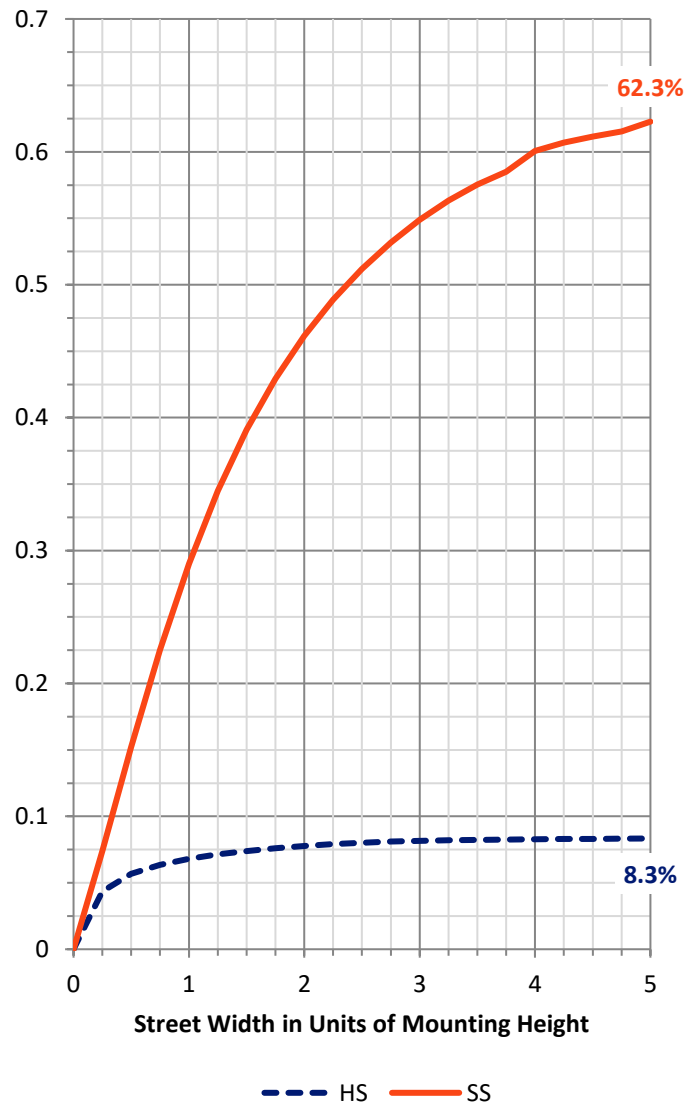
**FLUX DISTRIBUTION:**

		Downward	Upward	Total
<b>House Side</b>	Lumens	409.8	713.1	1122.9
	% Fixture	8.4	14.6	23.0
<b>Street Side</b>	Lumens	3046.2	713.1	3759.3
	% Fixture	62.4	14.6	77.0
<b>Total</b>	Lumens	3456.0	1426.2	4882.2
	% Fixture	70.8	29.2	100.0

**ZONAL LUMENS:**

Zone	Lumens	% Fixture
0°-10°	49.1	1.0
10°-20°	125.1	2.6
20°-30°	193.8	4.0
30°-40°	287.5	5.9
40°-50°	442.3	9.1
50°-60°	653.7	13.4
60°-70°	871.4	17.8
70°-80°	752.2	15.4
80°-90°	80.9	1.7
90°-100°	4.7	0.1
100°-110°	69.0	1.4
110°-120°	153.0	3.1
120°-130°	223.9	4.6
130°-140°	265.6	5.4
140°-150°	269.3	5.5
150°-160°	231.1	4.7
160°-170°	155.1	3.2
170°-180°	54.3	1.1
0°-90°	3456.0	70.8
0°-180°	4882.2	100.0

**Coefficient of Utilization**



REPORT NUMBER: P228318

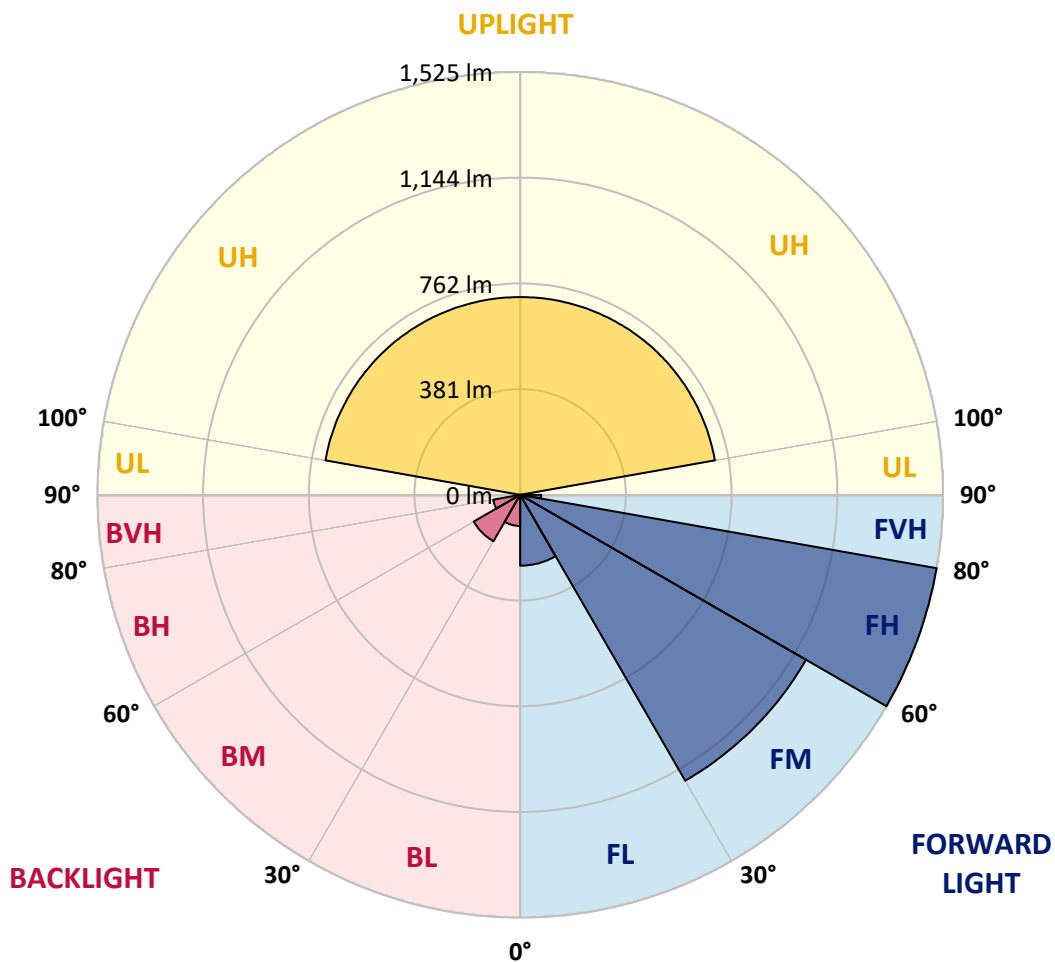
CATALOG NUMBER: ISS-AF-600-LED-E1-SL4-7050-ULG

**LUMINAIRE CLASSIFICATION SYSTEM LUMEN TABLE AND BUG RATING:**

Zone		Lumens	% Fixture	Zone Rating/Lumen Limit		
				B	U	G
FL	(0°-30°)	255.5	5.2			
FM	(30°-60°)	1190.3	24.4			
FH	(60°-80°)	1524.8	31.2			G1/1800
FVH	(80°-90°)	75.6	1.5			G1/100
BL	(0°-30°)	112.5	2.3	B1/500		
BM	(30°-60°)	193.2	4.0	B0/220		
BH	(60°-80°)	98.8	2.0	B0/110		G0/110
BVH	(80°-90°)	5.3	0.1			G0/10
UL	(90°-100°)	4.7	0.1		U1/10	
UH	(100°-180°)	713.1	14.6		U4/1000	

**BUG Rating: B1-U5-G1**

Type IV Short





REPORT NUMBER: P228318

CATALOG NUMBER: ISS-AF-600-LED-E1-SL4-7050-ULG

**CANDELA DISTRIBUTION (FULL):**

	0°	5°	15°	25°	35°	37.5°	38°	40°	42.5°	45°	47.5°
0°	564.0	564.0	564.0	564.0	564.0	564.0	564.0	564.0	564.0	564.0	564.0
2.5°	596.2	594.9	592.4	591.1	588.5	584.6	588.5	583.3	580.7	583.3	578.2
5°	606.6	605.3	602.7	597.5	594.9	588.5	592.4	585.9	584.6	587.2	580.7
7.5°	607.8	605.3	601.4	594.9	592.4	584.6	587.2	579.5	576.9	579.5	575.6
10°	604.0	602.7	598.8	588.5	585.9	583.3	582.0	576.9	575.6	574.3	573.0
12.5°	597.5	597.5	594.9	591.1	589.8	584.6	585.9	580.7	582.0	579.5	576.9
15°	594.9	593.6	596.2	598.8	598.8	591.1	596.2	592.4	589.8	591.1	587.2
17.5°	592.4	593.6	602.7	607.8	610.4	602.7	610.4	602.7	597.5	604.0	597.5
20°	591.1	594.9	610.4	622.0	623.3	610.4	623.3	610.4	610.4	618.2	606.6
22.5°	597.5	604.0	625.9	638.8	641.4	624.6	640.1	623.3	623.3	629.8	618.2
25°	618.2	624.6	649.1	663.3	660.8	642.7	656.9	640.1	638.8	646.6	631.1
27.5°	645.3	654.3	677.5	690.4	681.4	656.9	677.5	653.0	653.0	664.6	644.0
30°	684.0	690.4	711.1	712.4	700.8	671.1	694.3	667.2	663.3	684.0	658.2
32.5°	726.6	731.7	747.2	738.2	721.4	690.4	717.5	685.3	684.0	705.9	676.2
35°	771.7	776.9	782.1	766.6	751.1	717.5	747.2	715.0	713.7	738.2	709.8
37.5°	818.2	818.2	818.2	800.1	789.8	757.5	784.6	758.8	756.3	782.1	755.0
40°	855.6	858.2	854.3	837.6	832.4	809.2	832.4	809.2	813.0	836.3	814.3
42.5°	886.6	889.2	890.5	876.3	881.4	868.5	886.6	869.8	871.1	896.9	884.0
45°	917.6	916.3	926.6	922.7	938.2	939.5	949.8	943.4	946.0	965.3	961.4
47.5°	949.8	943.4	955.0	971.8	1000.2	1009.2	1015.7	1018.2	1028.6	1037.6	1046.6
50°	980.8	974.4	982.1	1019.5	1064.7	1084.1	1085.3	1098.2	1109.9	1122.8	1140.8
52.5°	1013.1	1007.9	1015.7	1068.6	1140.8	1167.9	1164.1	1186.0	1202.8	1217.0	1246.7
55°	1046.6	1041.5	1049.2	1127.9	1222.1	1259.6	1255.7	1286.7	1318.9	1324.1	1357.6
57.5°	1078.9	1072.4	1094.4	1197.6	1318.9	1375.7	1357.6	1405.4	1436.4	1433.8	1480.2
60°	1113.7	1108.6	1143.4	1282.8	1440.2	1513.8	1486.7	1549.9	1571.9	1562.8	1606.7
62.5°	1147.3	1146.0	1204.1	1382.2	1587.4	1658.3	1633.8	1689.3	1704.8	1693.2	1715.1
65°	1178.3	1186.0	1269.9	1481.5	1729.3	1810.6	1777.1	1832.6	1850.6	1841.6	1879.0
67.5°	1229.9	1238.9	1351.2	1608.0	1904.8	1988.7	1960.3	2018.4	2045.5	2042.9	2084.2
70°	1306.0	1322.8	1471.2	1787.4	2172.0	2279.1	2263.6	2334.6	2400.4	2395.2	2436.5
72.5°	1438.9	1466.0	1668.7	2066.1	2610.8	2741.1	2723.0	2763.0	2751.4	2657.2	2581.1
74°	1413.1	1446.7	1717.7	2212.0	2808.2	2890.8	2861.1	2862.4	2756.6	2613.3	2490.7
75°	1318.9	1353.8	1646.7	2193.9	2794.0	2839.2	2796.6	2743.7	2615.9	2470.1	2319.1
77.5°	904.7	949.8	1210.5	1771.9	2249.4	2187.5	2177.1	2076.5	1907.4	1743.5	1549.9
80°	463.3	495.6	625.9	926.6	1334.4	1272.5	1293.1	1211.8	1071.1	952.4	755.0
82.5°	111.0	118.7	184.5	358.8	578.2	529.1	536.9	474.9	393.6	321.3	249.1
85°	58.1	65.8	90.3	99.4	152.3	157.4	153.6	148.4	121.3	102.0	89.0
87.5°	0.0	0.0	0.0	2.6	1.3	0.0	1.3	0.0	0.0	1.3	2.6
90°	0.0	0.0	0.0	0.0	0.0	0.0	0.0	0.0	0.0	0.0	0.0
92.5°	0.0	0.0	0.0	0.0	0.0	0.0	0.0	0.0	0.0	0.0	0.0
95°	1.0	1.0	1.0	1.0	1.0	1.0	1.0	1.0	1.0	1.0	1.0
97.5°	2.0	2.0	2.0	3.0	4.0	5.2	5.5	6.5	7.8	9.0	10.0
100°	8.0	8.0	10.0	14.0	22.0	24.0	24.4	26.0	28.0	30.0	30.5
102.5°	28.0	28.0	32.0	38.0	45.0	46.2	46.5	47.5	48.8	50.0	50.2
105°	54.0	54.0	56.0	61.0	66.0	67.0	67.2	68.0	69.0	70.0	70.2
107.5°	78.0	77.0	80.0	84.0	88.0	88.8	88.9	89.5	90.2	91.0	91.5



REPORT NUMBER: P228318

CATALOG NUMBER: ISS-AF-600-LED-E1-SL4-7050-ULG

**CANDELA DISTRIBUTION (continued):**

	0°	5°	15°	25°	35°	37.5°	38°	40°	42.5°	45°	47.5°
110°	101.0	102.0	103.0	106.0	110.0	110.5	110.6	111.0	111.5	112.0	112.5
112.5°	124.0	124.0	126.0	129.0	132.0	132.5	132.6	133.0	133.5	134.0	134.5
115°	146.0	147.0	149.0	151.0	154.0	154.5	154.6	155.0	155.5	156.0	156.5
117.5°	169.0	170.0	172.0	174.0	177.0	177.5	177.6	178.0	178.5	179.0	179.2
120°	193.0	195.0	196.0	198.0	201.0	201.2	201.3	201.5	201.8	202.0	202.5
122.5°	219.0	220.0	221.0	223.0	226.0	226.2	226.3	226.5	226.8	227.0	227.2
125°	244.0	246.0	247.0	248.0	251.0	251.2	251.3	251.5	251.8	252.0	252.2
127.5°	267.0	269.0	270.0	272.0	274.0	274.5	274.6	275.0	275.5	276.0	276.5
130°	290.0	292.0	293.0	294.0	298.0	298.2	298.3	298.5	298.8	299.0	299.5
132.5°	313.0	314.0	317.0	318.0	321.0	321.2	321.3	321.5	321.8	322.0	322.8
135°	336.0	337.0	339.0	341.0	345.0	345.0	345.0	345.0	345.0	345.0	345.8
137.5°	359.0	360.0	363.0	364.0	367.0	367.0	367.0	367.0	367.0	367.0	367.5
140°	382.0	383.0	385.0	386.0	388.0	388.2	388.3	388.5	388.8	389.0	389.2
142.5°	404.0	406.0	408.0	407.0	410.0	410.0	410.0	410.0	410.0	410.0	410.5
145°	425.0	426.0	428.0	428.0	431.0	431.2	431.3	431.5	431.8	432.0	432.5
147.5°	444.0	444.0	447.0	448.0	452.0	452.2	452.3	452.5	452.8	453.0	453.2
150°	461.0	462.0	464.0	465.0	469.0	469.2	469.3	469.5	469.8	470.0	470.2
152.5°	479.0	480.0	483.0	482.0	485.0	485.2	485.3	485.5	485.8	486.0	486.2
155°	499.0	500.0	502.0	501.0	503.0	503.0	503.0	503.0	503.0	503.0	503.2
157.5°	513.0	515.0	517.0	516.0	519.0	519.0	519.0	519.0	519.0	519.0	519.0
160°	525.0	527.0	529.0	529.0	532.0	532.0	532.0	532.0	532.0	532.0	532.0
162.5°	535.0	536.0	539.0	538.0	541.0	541.0	541.0	541.0	541.0	541.0	541.2
165°	546.0	547.0	549.0	548.0	552.0	552.0	552.0	552.0	552.0	552.0	552.2
167.5°	555.0	556.0	559.0	558.0	561.0	560.8	560.7	560.5	560.2	560.0	560.0
170°	562.0	563.0	566.0	565.0	567.0	566.8	566.7	566.5	566.2	566.0	565.8
172.5°	565.0	566.0	569.0	567.0	569.0	568.8	568.7	568.5	568.2	568.0	568.2
175°	567.0	569.0	570.0	569.0	572.0	572.0	572.0	572.0	572.0	572.0	572.2
177.5°	572.0	573.0	575.0	574.0	578.0	577.8	577.7	577.5	577.2	577.0	577.0
180°	576.0	576.0	576.0	576.0	576.0	576.0	576.0	576.0	576.0	576.0	576.0





REPORT NUMBER: P228318

CATALOG NUMBER: ISS-AF-600-LED-E1-SL4-7050-ULG

**CANDELA DISTRIBUTION (continued):**

	50°	52.5°	55°	57.5°	60°	62.5°	65°	67.5°	70°	72.5°	75°
0°	564.0	564.0	564.0	564.0	564.0	564.0	564.0	564.0	564.0	564.0	564.0
2.5°	582.0	579.5	582.0	574.3	578.2	571.7	574.3	567.8	570.4	565.3	566.5
5°	584.6	578.2	582.0	575.6	576.9	571.7	570.4	567.8	566.5	562.7	560.1
7.5°	578.2	573.0	571.7	569.1	565.3	566.5	561.4	560.1	556.2	556.2	548.5
10°	571.7	573.0	565.3	567.8	561.4	562.7	553.6	556.2	549.8	554.9	543.3
12.5°	576.9	578.2	571.7	575.6	564.0	566.5	558.8	562.7	553.6	560.1	545.9
15°	588.5	587.2	584.6	584.6	573.0	578.2	569.1	571.7	562.7	570.4	554.9
17.5°	598.8	597.5	593.6	592.4	584.6	585.9	576.9	582.0	571.7	578.2	562.7
20°	610.4	604.0	602.7	601.4	592.4	592.4	585.9	588.5	578.2	585.9	567.8
22.5°	619.5	614.3	613.0	607.8	601.4	604.0	594.9	596.2	585.9	593.6	578.2
25°	633.7	627.2	627.2	619.5	615.6	614.3	609.1	613.0	602.7	607.8	593.6
27.5°	653.0	638.8	644.0	636.2	633.7	632.4	629.8	632.4	624.6	628.5	614.3
30°	671.1	653.0	660.8	650.4	655.6	650.4	654.3	650.4	650.4	650.4	644.0
32.5°	695.6	673.7	689.1	673.7	684.0	676.2	689.1	681.4	686.6	685.3	682.7
35°	730.4	704.6	726.6	705.9	724.0	713.7	731.7	727.9	738.2	733.0	738.2
37.5°	776.9	749.8	775.6	756.3	778.2	762.7	788.5	785.9	807.9	800.1	807.9
40°	835.0	815.6	835.0	820.8	844.0	837.6	864.7	866.0	890.5	886.6	895.6
42.5°	899.5	885.3	904.7	896.9	920.2	925.3	956.3	964.0	987.3	993.7	995.0
45°	969.2	966.6	982.1	989.8	1013.1	1028.6	1055.7	1075.0	1100.8	1115.0	1112.4
47.5°	1050.5	1060.8	1071.1	1090.5	1111.2	1143.4	1170.5	1195.0	1224.7	1233.8	1237.6
50°	1142.1	1160.2	1169.2	1196.3	1217.0	1257.0	1294.4	1325.4	1357.6	1353.8	1356.4
52.5°	1238.9	1262.1	1275.1	1307.3	1334.4	1380.9	1413.1	1442.8	1482.8	1472.5	1468.6
55°	1346.0	1380.9	1391.2	1427.3	1450.6	1498.3	1526.7	1578.3	1595.1	1584.8	1562.8
57.5°	1459.6	1500.9	1512.5	1561.5	1573.2	1624.8	1649.3	1684.2	1698.3	1681.6	1653.2
60°	1588.7	1626.1	1635.1	1679.0	1694.5	1742.2	1760.3	1791.3	1801.6	1760.3	1720.3
62.5°	1717.7	1756.4	1761.6	1800.3	1815.8	1857.1	1877.7	1895.8	1890.6	1830.0	1779.7
65°	1864.8	1902.3	1915.2	1953.9	1962.9	1993.9	2010.7	1990.0	1978.4	1886.8	1830.0
67.5°	2098.4	2138.4	2143.6	2152.6	2151.3	2135.8	2128.1	2057.1	2005.5	1836.4	1755.1
70°	2405.6	2375.9	2317.8	2250.7	2201.7	2113.9	2062.3	1916.4	1808.0	1618.3	1481.5
72.5°	2461.1	2364.3	2221.0	2106.2	1987.4	1849.3	1738.4	1517.7	1365.4	1166.6	1022.1
74°	2303.6	2146.2	1995.2	1833.9	1697.1	1495.7	1383.5	1104.7	953.7	752.4	576.9
75°	2113.9	1929.4	1759.0	1553.8	1426.0	1184.7	1078.9	778.2	627.2	446.5	300.7
77.5°	1348.6	1127.9	965.3	727.9	628.5	433.6	317.5	197.5	145.8	127.8	111.0
80°	605.3	431.0	342.0	236.2	197.5	151.0	127.8	103.2	94.2	82.6	78.7
82.5°	193.6	154.9	147.1	131.6	131.6	105.8	90.3	71.0	64.5	55.5	50.3
85°	83.9	78.7	81.3	74.9	76.1	58.1	46.5	34.8	34.8	24.5	21.9
87.5°	2.6	0.0	1.3	0.0	2.6	0.0	1.3	0.0	1.3	0.0	1.3
90°	0.0	0.0	0.0	0.0	0.0	0.0	0.0	0.0	0.0	0.0	0.0
92.5°	0.0	0.0	0.0	0.0	0.0	0.0	0.0	0.0	0.0	0.0	0.0
95°	1.0	1.0	1.0	1.0	1.0	1.0	1.0	1.0	1.0	1.0	1.0
97.5°	11.0	12.0	13.0	11.5	10.0	8.5	7.0	6.5	6.0	5.5	5.0
100°	31.0	31.5	32.0	31.5	31.0	30.5	30.0	29.2	28.5	27.8	27.0
102.5°	50.5	50.8	51.0	50.8	50.5	50.2	50.0	49.5	49.0	48.5	48.0
105°	70.5	70.8	71.0	71.0	71.0	71.0	71.0	70.5	70.0	69.5	69.0
107.5°	92.0	92.5	93.0	92.8	92.5	92.2	92.0	91.8	91.5	91.2	91.0



REPORT NUMBER: P228318

CATALOG NUMBER: ISS-AF-600-LED-E1-SL4-7050-ULG

**CANDELA DISTRIBUTION (continued):**

	50°	52.5°	55°	57.5°	60°	62.5°	65°	67.5°	70°	72.5°	75°
110°	113.0	113.5	114.0	114.0	114.0	114.0	114.0	113.8	113.5	113.2	113.0
112.5°	135.0	135.5	136.0	136.0	136.0	136.0	136.0	135.8	135.5	135.2	135.0
115°	157.0	157.5	158.0	158.0	158.0	158.0	158.0	158.0	158.0	158.0	158.0
117.5°	179.5	179.8	180.0	180.2	180.5	180.8	181.0	180.8	180.5	180.2	180.0
120°	203.0	203.5	204.0	204.0	204.0	204.0	204.0	204.0	204.0	204.0	204.0
122.5°	227.5	227.8	228.0	228.0	228.0	228.0	228.0	228.2	228.5	228.8	229.0
125°	252.5	252.8	253.0	253.2	253.5	253.8	254.0	254.0	254.0	254.0	254.0
127.5°	277.0	277.5	278.0	277.8	277.5	277.2	277.0	277.2	277.5	277.8	278.0
130°	300.0	300.5	301.0	301.0	301.0	301.0	301.0	301.2	301.5	301.8	302.0
132.5°	323.5	324.2	325.0	325.0	325.0	325.0	325.0	325.2	325.5	325.8	326.0
135°	346.5	347.2	348.0	348.0	348.0	348.0	348.0	348.2	348.5	348.8	349.0
137.5°	368.0	368.5	369.0	369.0	369.0	369.0	369.0	369.2	369.5	369.8	370.0
140°	389.5	389.8	390.0	390.0	390.0	390.0	390.0	390.5	391.0	391.5	392.0
142.5°	411.0	411.5	412.0	412.0	412.0	412.0	412.0	412.2	412.5	412.8	413.0
145°	433.0	433.5	434.0	433.8	433.5	433.2	433.0	433.2	433.5	433.8	434.0
147.5°	453.5	453.8	454.0	453.5	453.0	452.5	452.0	452.2	452.5	452.8	453.0
150°	470.5	470.8	471.0	470.5	470.0	469.5	469.0	469.0	469.0	469.0	469.0
152.5°	486.5	486.8	487.0	486.8	486.5	486.2	486.0	486.0	486.0	486.0	486.0
155°	503.5	503.8	504.0	503.8	503.5	503.2	503.0	503.2	503.5	503.8	504.0
157.5°	519.0	519.0	519.0	518.5	518.0	517.5	517.0	517.2	517.5	517.8	518.0
160°	532.0	532.0	532.0	531.5	531.0	530.5	530.0	530.0	530.0	530.0	530.0
162.5°	541.5	541.8	542.0	541.5	541.0	540.5	540.0	539.5	539.0	538.5	538.0
165°	552.5	552.8	553.0	552.2	551.5	550.8	550.0	549.5	549.0	548.5	548.0
167.5°	560.0	560.0	560.0	559.5	559.0	558.5	558.0	558.2	558.5	558.8	559.0
170°	565.5	565.2	565.0	564.8	564.5	564.2	564.0	564.5	565.0	565.5	566.0
172.5°	568.5	568.8	569.0	568.5	568.0	567.5	567.0	567.2	567.5	567.8	568.0
175°	572.5	572.8	573.0	572.2	571.5	570.8	570.0	569.5	569.0	568.5	568.0
177.5°	577.0	577.0	577.0	576.2	575.5	574.8	574.0	574.0	574.0	574.0	574.0
180°	576.0	576.0	576.0	576.0	576.0	576.0	576.0	576.0	576.0	576.0	576.0



REPORT NUMBER: P228318

CATALOG NUMBER: ISS-AF-600-LED-E1-SL4-7050-ULG

**CANDELA DISTRIBUTION (continued):**

	77.5°	80°	85°	90°	95°	100°	102.5°	105°	107.5°	110°	112.5°
0°	564.0	564.0	564.0	564.0	564.0	564.0	564.0	564.0	564.0	564.0	564.0
2.5°	561.4	564.0	562.7	557.5	556.2	552.3	543.3	544.6	539.4	543.3	536.9
5°	556.2	554.9	549.8	543.3	536.9	529.1	522.7	520.1	514.9	512.3	508.5
7.5°	548.5	543.3	534.3	524.0	514.9	504.6	499.4	490.4	487.8	478.8	477.5
10°	545.9	536.9	526.5	513.6	498.1	482.7	481.4	465.9	464.6	450.4	446.5
12.5°	551.1	539.4	526.5	511.1	493.0	471.0	471.0	447.8	446.5	427.2	420.7
15°	561.4	547.2	530.4	512.3	489.1	462.0	460.7	433.6	431.0	407.8	400.1
17.5°	570.4	551.1	535.6	511.1	484.0	453.0	446.5	419.4	414.3	387.2	376.8
20°	576.9	554.9	536.9	508.5	474.9	438.8	429.7	401.4	389.7	362.6	348.4
22.5°	584.6	564.0	539.4	507.2	469.8	427.2	407.8	382.0	365.2	336.8	317.5
25°	596.2	578.2	548.5	511.1	465.9	415.6	389.7	362.6	339.4	311.0	282.6
27.5°	614.3	596.2	561.4	516.2	464.6	403.9	375.5	342.0	313.6	282.6	250.4
30°	640.1	620.7	583.3	530.4	465.9	394.9	360.1	323.9	290.4	254.2	220.7
32.5°	673.7	658.2	611.7	545.9	471.0	387.2	345.9	304.6	263.3	228.4	198.7
35°	720.1	709.8	651.7	575.6	484.0	383.3	331.7	286.5	240.0	205.2	172.9
37.5°	788.5	774.3	709.8	618.2	504.6	380.7	321.3	264.6	220.7	183.3	156.2
40°	875.0	855.6	778.2	669.8	536.9	382.0	312.3	247.8	203.9	163.9	142.0
42.5°	978.2	949.8	862.1	733.0	569.1	384.6	307.1	232.3	191.0	148.4	131.6
45°	1094.4	1062.1	961.4	811.7	615.6	391.0	303.3	219.4	179.4	136.8	125.2
47.5°	1207.9	1175.7	1063.4	890.5	663.3	402.6	305.9	211.6	171.6	130.3	117.4
50°	1318.9	1285.4	1153.7	961.4	704.6	418.1	316.2	212.9	170.4	127.8	113.6
52.5°	1417.0	1375.7	1231.2	1016.9	734.3	428.5	325.2	216.8	171.6	126.5	112.3
55°	1515.1	1462.2	1293.1	1060.8	752.4	429.7	325.2	218.1	172.9	126.5	111.0
57.5°	1588.7	1528.0	1340.9	1086.6	758.8	423.3	317.5	211.6	165.2	125.2	108.4
60°	1635.1	1570.6	1374.4	1103.4	749.8	396.2	276.2	187.1	145.8	116.1	100.7
62.5°	1673.8	1608.0	1384.7	1075.0	673.7	314.9	215.5	152.3	121.3	103.2	92.9
65°	1682.9	1604.1	1312.5	949.8	526.5	218.1	156.2	120.0	99.4	91.6	83.9
67.5°	1546.1	1451.9	1103.4	743.3	358.8	149.7	116.1	98.1	85.2	81.3	78.7
70°	1257.0	1153.7	807.9	486.5	200.0	104.5	89.0	81.3	73.6	73.6	69.7
72.5°	810.5	703.3	414.3	207.8	102.0	80.0	72.3	69.7	63.2	64.5	60.7
74°	414.3	322.6	169.1	109.7	83.9	71.0	64.5	63.2	56.8	58.1	54.2
75°	210.4	166.5	118.7	91.6	77.4	67.1	59.4	59.4	51.6	52.9	49.0
77.5°	98.1	94.2	81.3	72.3	65.8	56.8	49.0	47.7	40.0	42.6	37.4
80°	68.4	68.4	63.2	60.7	54.2	46.5	37.4	37.4	29.7	31.0	27.1
82.5°	38.7	36.1	36.1	41.3	42.6	34.8	27.1	25.8	21.9	21.9	18.1
85°	16.8	19.4	23.2	28.4	31.0	27.1	19.4	18.1	11.6	11.6	6.5
87.5°	0.0	1.3	1.3	2.6	5.2	5.2	0.0	2.6	0.0	1.3	0.0
90°	0.0	0.0	0.0	0.0	0.0	0.0	0.0	0.0	0.0	0.0	0.0
92.5°	0.0	0.0	0.0	0.0	0.0	0.0	0.0	0.0	0.0	0.0	0.0
95°	1.0	1.0	1.0	1.0	1.0	1.0	1.0	1.0	1.0	1.0	1.0
97.5°	4.8	4.5	4.0	4.0	4.0	4.5	4.8	5.0	5.5	6.0	6.5
100°	26.8	26.5	26.0	25.0	26.0	26.5	26.8	27.0	27.8	28.5	29.2
102.5°	48.2	48.5	49.0	48.0	49.0	48.5	48.2	48.0	48.5	49.0	49.5
105°	69.5	70.0	71.0	69.0	71.0	70.0	69.5	69.0	69.5	70.0	70.5
107.5°	91.2	91.5	92.0	91.0	92.0	91.5	91.2	91.0	91.2	91.5	91.8



REPORT NUMBER: P228318  
 CATALOG NUMBER: ISS-AF-600-LED-E1-SL4-7050-ULG

REPORT N  
 CATALOG

**CANDELA DISTRIBUTION (continued):**

**CANDELA**

	77.5°	80°	85°	90°	95°	100°	102.5°	105°	107.5°	110°	112.5°	
110°	113.2	113.5	114.0	113.0	114.0	113.5	113.2	113.0	113.2	113.5	113.8	0°
112.5°	135.5	136.0	137.0	135.0	137.0	136.0	135.5	135.0	135.2	135.5	135.8	2.5°
115°	158.5	159.0	160.0	159.0	160.0	159.0	158.5	158.0	158.0	158.0	158.0	5°
117.5°	180.5	181.0	182.0	180.0	182.0	181.0	180.5	180.0	180.2	180.5	180.8	7.5°
120°	204.5	205.0	206.0	204.0	206.0	205.0	204.5	204.0	204.0	204.0	204.0	10°
122.5°	230.0	231.0	233.0	232.0	233.0	231.0	230.0	229.0	228.8	228.5	228.2	12.5°
125°	254.8	255.5	257.0	256.0	257.0	255.5	254.8	254.0	254.0	254.0	254.0	15°
127.5°	278.8	279.5	281.0	278.0	281.0	279.5	278.8	278.0	277.8	277.5	277.2	17.5°
130°	302.8	303.5	305.0	303.0	305.0	303.5	302.8	302.0	301.8	301.5	301.2	20°
132.5°	326.8	327.5	329.0	327.0	329.0	327.5	326.8	326.0	325.8	325.5	325.2	22.5°
135°	349.5	350.0	351.0	350.0	351.0	350.0	349.5	349.0	348.8	348.5	348.2	25°
137.5°	371.0	372.0	374.0	372.0	374.0	372.0	371.0	370.0	369.8	369.5	369.2	27.5°
140°	393.0	394.0	396.0	394.0	396.0	394.0	393.0	392.0	391.5	391.0	390.5	30°
142.5°	413.8	414.5	416.0	415.0	416.0	414.5	413.8	413.0	412.8	412.5	412.2	32.5°
145°	434.8	435.5	437.0	435.0	437.0	435.5	434.8	434.0	433.8	433.5	433.2	35°
147.5°	453.8	454.5	456.0	453.0	456.0	454.5	453.8	453.0	452.8	452.5	452.2	37.5°
150°	470.0	471.0	473.0	470.0	473.0	471.0	470.0	469.0	469.0	469.0	469.0	40°
152.5°	486.8	487.5	489.0	486.0	489.0	487.5	486.8	486.0	486.0	486.0	486.0	42.5°
155°	504.8	505.5	507.0	505.0	507.0	505.5	504.8	504.0	503.8	503.5	503.2	45°
157.5°	519.2	520.5	523.0	520.0	523.0	520.5	519.2	518.0	517.8	517.5	517.2	47.5°
160°	530.8	531.5	533.0	531.0	533.0	531.5	530.8	530.0	530.0	530.0	530.0	50°
162.5°	538.5	539.0	540.0	537.0	540.0	539.0	538.5	538.0	538.5	539.0	539.5	52.5°
165°	548.5	549.0	550.0	548.0	550.0	549.0	548.5	548.0	548.5	549.0	549.5	55°
167.5°	560.0	561.0	563.0	561.0	563.0	561.0	560.0	559.0	558.8	558.5	558.2	57.5°
170°	567.2	568.5	571.0	569.0	571.0	568.5	567.2	566.0	565.5	565.0	564.5	60°
172.5°	568.8	569.5	571.0	568.0	571.0	569.5	568.8	568.0	567.8	567.5	567.2	62.5°
175°	568.8	569.5	571.0	568.0	571.0	569.5	568.8	568.0	568.5	569.0	569.5	65°
177.5°	574.8	575.5	577.0	574.0	577.0	575.5	574.8	574.0	574.0	574.0	574.0	67.5°
180°	576.0	576.0	576.0	576.0	576.0	576.0	576.0	576.0	576.0	576.0	576.0	70°
												72.5°
												74°
												75°
												77.5°
												80°
												82.5°
												85°
												87.5°
												90°
												92.5°
												95°
												97.5°
												100°
												102.5°
												105°
												107.5°

NUMBER: P228318  
 NUMBER: ISS-AF-600-LED-E1-SL4-7050-ULG

REPORT NUMBER: P  
 CATALOG NUMBER:

**DISTRIBUTION (continued):**

**CANDELA DISTRIBUTION**

115°	117.5°	120°	122.5°	125°	127.5°	130°	135°	145°	155°	165°	110°	115°
564.0	564.0	564.0	564.0	564.0	564.0	564.0	564.0	564.0	564.0	564.0	110°	114.0
539.4	533.0	536.9	530.4	533.0	526.5	529.1	525.2	521.4	516.2	514.9	112.5°	136.0
504.6	499.4	498.1	491.7	493.0	487.8	482.7	476.2	468.5	458.1	454.3	115°	158.0
465.9	464.6	455.6	451.7	446.5	441.4	432.3	422.0	406.5	392.3	383.3	117.5°	181.0
432.3	428.5	415.6	409.1	401.4	394.9	382.0	367.8	345.9	323.9	312.3	120°	204.0
403.9	398.8	382.0	374.3	362.6	354.9	339.4	321.3	290.4	259.4	245.2	122.5°	228.0
380.7	373.0	353.6	342.0	326.5	318.8	302.0	276.2	238.7	206.5	187.1	125°	254.0
353.6	343.3	322.6	308.4	293.0	278.8	262.0	234.9	192.3	162.6	143.2	127.5°	277.0
323.9	311.0	289.1	269.7	252.9	240.0	223.3	196.2	153.6	130.3	120.0	130°	301.0
293.0	272.3	252.9	236.2	216.8	203.9	187.1	162.6	130.3	117.4	113.6	132.5°	325.0
260.7	237.5	218.1	201.3	183.3	171.6	157.4	138.1	118.7	114.9	114.9	135°	348.0
228.4	205.2	187.1	170.4	154.9	147.1	134.2	121.3	112.3	113.6	114.9	137.5°	369.0
198.7	175.5	158.7	145.8	131.6	126.5	116.1	108.4	107.1	111.0	112.3	140°	390.0
172.9	152.3	136.8	126.5	114.9	112.3	103.2	99.4	103.2	108.4	107.1	142.5°	412.0
151.0	134.2	118.7	112.3	102.0	100.7	94.2	91.6	96.8	103.2	103.2	145°	433.0
134.2	118.7	107.1	102.0	94.2	92.9	87.8	85.2	89.0	98.1	100.7	147.5°	452.0
120.0	111.0	99.4	94.2	89.0	86.5	83.9	81.3	82.6	94.2	95.5	150°	469.0
111.0	104.5	94.2	91.6	85.2	83.9	80.0	77.4	78.7	87.8	91.6	152.5°	486.0
104.5	99.4	90.3	89.0	82.6	81.3	77.4	74.9	76.1	83.9	87.8	155°	503.0
99.4	94.2	86.5	83.9	80.0	78.7	76.1	73.6	73.6	81.3	85.2	157.5°	517.0
96.8	91.6	83.9	81.3	77.4	76.1	73.6	71.0	72.3	78.7	81.3	160°	530.0
95.5	89.0	82.6	78.7	76.1	73.6	71.0	68.4	69.7	76.1	78.7	162.5°	540.0
95.5	87.8	82.6	78.7	74.9	71.0	69.7	65.8	68.4	73.6	77.4	165°	550.0
95.5	87.8	82.6	78.7	76.1	72.3	69.7	67.1	68.4	73.6	77.4	167.5°	558.0
92.9	86.5	83.9	80.0	78.7	74.9	73.6	71.0	71.0	77.4	83.9	170°	564.0
89.0	85.2	83.9	81.3	81.3	78.7	78.7	76.1	76.1	83.9	90.3	172.5°	567.0
83.9	81.3	82.6	81.3	81.3	81.3	80.0	80.0	80.0	86.5	94.2	175°	570.0
78.7	77.4	78.7	78.7	80.0	78.7	80.0	78.7	78.7	85.2	92.9	177.5°	574.0
71.0	71.0	72.3	71.0	72.3	72.3	73.6	73.6	73.6	77.4	85.2	180°	576.0
61.9	60.7	61.9	60.7	63.2	60.7	63.2	64.5	63.2	64.5	68.4		
55.5	54.2	55.5	54.2	56.8	54.2	55.5	55.5	54.2	43.9	37.4		
50.3	49.0	50.3	49.0	51.6	49.0	51.6	50.3	47.7	32.3	31.0		
40.0	36.1	40.0	36.1	38.7	34.8	37.4	32.3	24.5	23.2	23.2		
29.7	25.8	28.4	24.5	23.2	18.1	19.4	18.1	16.8	18.1	18.1		
18.1	12.9	15.5	11.6	14.2	10.3	12.9	11.6	10.3	10.3	10.3		
9.0	6.5	9.0	5.2	7.7	5.2	6.5	6.5	3.9	3.9	3.9		
1.3	0.0	2.6	0.0	2.6	0.0	1.3	1.3	0.0	0.0	0.0		
0.0	0.0	0.0	0.0	0.0	0.0	0.0	0.0	0.0	0.0	0.0		
0.0	0.0	0.0	0.0	0.0	0.0	0.0	0.0	0.0	0.0	0.0		
1.0	1.0	1.0	1.0	1.0	1.0	1.0	1.0	1.0	1.0	1.0		
7.0	8.5	10.0	11.5	13.0	12.0	11.0	9.0	4.0	3.0	2.0		
30.0	30.5	31.0	31.5	32.0	31.5	31.0	30.0	22.0	14.0	10.0		
50.0	50.2	50.5	50.8	51.0	50.8	50.5	50.0	45.0	38.0	32.0		
71.0	71.0	71.0	71.0	71.0	70.8	70.5	70.0	66.0	61.0	56.0		
92.0	92.2	92.5	92.8	93.0	92.5	92.0	91.0	88.0	84.0	80.0		

'228318  
 ISS-AF-600-LED-E1-SL4-7050-ULG

REPORT NUMBER: P228318  
 CATALOG NUMBER: ISS-AF-600

**TION (continued):**

**CANDELA DISTRIBUTION (con**

117.5°	120°	122.5°	125°	127.5°	130°	135°	145°	155°	165°		175°	180°
114.0	114.0	114.0	114.0	113.5	113.0	112.0	110.0	106.0	103.0	0°	564.0	564.0
136.0	136.0	136.0	136.0	135.5	135.0	134.0	132.0	129.0	126.0	2.5°	511.1	512.3
158.0	158.0	158.0	158.0	157.5	157.0	156.0	154.0	151.0	149.0	5°	447.8	451.7
180.8	180.5	180.2	180.0	179.8	179.5	179.0	177.0	174.0	172.0	7.5°	378.1	380.7
204.0	204.0	204.0	204.0	203.5	203.0	202.0	201.0	198.0	196.0	10°	304.6	307.1
228.0	228.0	228.0	228.0	227.8	227.5	227.0	226.0	223.0	221.0	12.5°	234.9	237.5
253.8	253.5	253.2	253.0	252.8	252.5	252.0	251.0	248.0	247.0	15°	176.8	174.2
277.2	277.5	277.8	278.0	277.5	277.0	276.0	274.0	272.0	270.0	17.5°	135.5	132.9
301.0	301.0	301.0	301.0	300.5	300.0	299.0	298.0	294.0	293.0	20°	114.9	114.9
325.0	325.0	325.0	325.0	324.2	323.5	322.0	321.0	318.0	317.0	22.5°	112.3	111.0
348.0	348.0	348.0	348.0	347.2	346.5	345.0	345.0	341.0	339.0	25°	113.6	112.3
369.0	369.0	369.0	369.0	368.5	368.0	367.0	367.0	364.0	363.0	27.5°	113.6	112.3
390.0	390.0	390.0	390.0	389.8	389.5	389.0	388.0	386.0	385.0	30°	111.0	109.7
412.0	412.0	412.0	412.0	411.5	411.0	410.0	410.0	407.0	408.0	32.5°	107.1	105.8
433.2	433.5	433.8	434.0	433.5	433.0	432.0	431.0	428.0	428.0	35°	103.2	103.2
452.5	453.0	453.5	454.0	453.8	453.5	453.0	452.0	448.0	447.0	37.5°	100.7	102.0
469.5	470.0	470.5	471.0	470.8	470.5	470.0	469.0	465.0	464.0	40°	96.8	98.1
486.2	486.5	486.8	487.0	486.8	486.5	486.0	485.0	482.0	483.0	42.5°	92.9	94.2
503.2	503.5	503.8	504.0	503.8	503.5	503.0	503.0	501.0	502.0	45°	89.0	90.3
517.5	518.0	518.5	519.0	519.0	519.0	519.0	519.0	516.0	517.0	47.5°	85.2	85.2
530.5	531.0	531.5	532.0	532.0	532.0	532.0	532.0	529.0	529.0	50°	80.0	80.0
540.5	541.0	541.5	542.0	541.8	541.5	541.0	541.0	538.0	539.0	52.5°	78.7	78.7
550.8	551.5	552.2	553.0	552.8	552.5	552.0	552.0	548.0	549.0	55°	78.7	78.7
558.5	559.0	559.5	560.0	560.0	560.0	560.0	561.0	558.0	559.0	57.5°	81.3	81.3
564.2	564.5	564.8	565.0	565.2	565.5	566.0	567.0	565.0	566.0	60°	89.0	90.3
567.5	568.0	568.5	569.0	568.8	568.5	568.0	569.0	567.0	569.0	62.5°	104.5	105.8
570.8	571.5	572.2	573.0	572.8	572.5	572.0	572.0	569.0	570.0	65°	120.0	122.6
574.8	575.5	576.2	577.0	577.0	577.0	577.0	578.0	574.0	575.0	67.5°	121.3	125.2
576.0	576.0	576.0	576.0	576.0	576.0	576.0	576.0	576.0	576.0	70°	117.4	121.3
										72.5°	81.3	81.3
										74°	36.1	34.8
										75°	31.0	29.7
										77.5°	23.2	23.2
										80°	16.8	15.5
										82.5°	9.0	9.0
										85°	2.6	2.6
										87.5°	0.0	0.0
										90°	0.0	0.0
										92.5°	0.0	0.0
										95°	1.0	1.0
										97.5°	2.0	2.0
										100°	8.0	8.0
										102.5°	28.0	28.0
										105°	54.0	54.0
										107.5°	77.0	78.0



REPORT NUMBER: P228318

CATALOG NUMBER: ISS-AF-600-LED-E1-S

**CANDELA DISTRIBUTION (continued):**

	175°	180°
110°	102.0	101.0
112.5°	124.0	124.0
115°	147.0	146.0
117.5°	170.0	169.0
120°	195.0	193.0
122.5°	220.0	219.0
125°	246.0	244.0
127.5°	269.0	267.0
130°	292.0	290.0
132.5°	314.0	313.0
135°	337.0	336.0
137.5°	360.0	359.0
140°	383.0	382.0
142.5°	406.0	404.0
145°	426.0	425.0
147.5°	444.0	444.0
150°	462.0	461.0
152.5°	480.0	479.0
155°	500.0	499.0
157.5°	515.0	513.0
160°	527.0	525.0
162.5°	536.0	535.0
165°	547.0	546.0
167.5°	556.0	555.0
170°	563.0	562.0
172.5°	566.0	565.0
175°	569.0	567.0
177.5°	573.0	572.0
180°	576.0	576.0

(END OF REPORT)

Cooper Lighting Solutions Photometric Lab  
1121 Highway 74 South  
Peachtree City, GA 30269

Scaled Data Report

